

# CRAWLERS RANGE



SERIES 5 K // SERIES 5 KM // SERIES 5 KF  
5115 K  
5105 KM - 5115 KM  
5 KF - 5090 KF - 5100 KF  
STAGE V



**DEUTZ  
FAHR**





# SERIES 5 K / 5 KM /

- > 6 models available in different variants to cater all the needs: 5 KF are the orchard specialist, 5 KM are suitable for both open field and wide orchard applications while the 5 K are the only crawler tractors specifically designed for heavy duty open field works
- > While 5 K offers a comfortable driving position with flat floor and enveloping side fuel tanks, 5 KM and 5 KF have a driving position with central tunnel and low-profile side fuel tanks, in order to keep the shape of the tractor as low as possible to better fit into orchards and vineyards.
- > FARMotion 35 and 45 engines are available with different power ratings and two exhaust after-treatment systems.
- > Mechanical transmission offered in two version: 12+12 with creeper (min. speed from 0.43 km/h) or 16+16 with OverDrive.
- > Open centre hydraulic system with dedicated Steering pump for effortless maneuverability in any condition. Complete spool valves configuration with up to 10 rear and 2 mid-mounted hydraulic ways. Flow regulator available.



## 5 K


- > Specifically designed for open field and heavy tillage applications.
- > 116 HP max. power, 4-cylinder engine
- > Driving station with flat floor
- > 6-rollers undercarriage
- > Steel tracks

## Series 5 K / 5 KM / 5 KF

**A COMPLETE OFFERING FOR EVERYONE WHO IS WORKING ON SLOPES AND IMPERVIOUS CONDITIONS.**



# 5 KF



## 5 KM

- > Two variants available. Narrow for working in orchard and wide for open field application.
- > Two power ratings from 105 to 116 HP
- > Low-profile fuel tanks sides
- > 6- rollers undercarriage
- > Steel tracks available in two different sizes



## 5 KF

- > Designed for orchard and vineyards applications
- > Three power ratings from 75 to 102 HP
- > Compact dimensions
- > 5-rollers undercarriage
- > 3 Steel tracks and ComfortTrack rubber tracks available



DEUTZ-FAHR offers a family of crawler tractors conceived to delivery extraordinary performance even when working in the most challenging terrain conditions. Whether growing wheat, sunflowers, vineyards or citrus, the 5 K / 5 KM / 5 KF models are the right answer to all farmers who are working in hilly and impervious terrains. The heavy-duty structure of these tractors makes them perfect even for special applications, such as forestry mulching or working with dozers. Efficient FARMotion 35 and 45 engines, a choice of two mechanical transmissions, an open centre hydraulic system with a 50 l/min + 25 l/min pump and mechanically operated spool valves with up to 10 rear couplers and 2 mid-mounted couplers, are further proof that the Series 5 K / 5 KM / 5 KF are the perfect tool for any task.

# // ENGINE

Stability and traction meets power and efficiency.

5 K, 5 KM and 5 KF models are powered by the well appreciated and powerful FARMotion engines, that are now not only Stage V compliant but also more powerful and fuel efficient than before. On top of this, scheduled service intervals have been extended to 600 hours.

These powerplants have been developed specifically for agricultural use, featuring the best technological solutions currently existing for diesel engines such as the innovative geometry of the combustion chamber, the hydraulic tappets, the fully electronically managed Common Rail injection (with injection pressures up to 2000 bar) and a PowerCore air filter.

5 KF are fitted with FARMotion 35, which – thanks to its 3 cylinder structure – allows overall compact tractor dimension, ensuring the maximum agility of the tractors between the rows. The optimised power and torque curves, enhance the performance of these engines, letting the 5 KFs easily tackle even the most hard slope. The models with 75 HP features a simple and compact EAT (Exhaust After-Treatment) system which is wisely integrated in the shape of the tractor and it does not require any additional fluids.

5 KM and 5 K are powered by FARMotion 45 4 cylinder engines to take advantage of the inherently outstanding traction capabilities of these machines with even more pulling power. FARMotion 45 on 5 K and 5 KM is delivering up to 116 HP max. power and 472 Nm torque, already at 1400 rpm. Even if they feature the highest displacement in the market, their compact dimensions ensure a narrow and sloping bonnet. Two engine memory speeds are available as standard on all models, while the 5 K tractors offer even a decelerator pedal to increase the comfort of the driver when turning.

FARMotion 35 and 45 can even run with alternative fuels, being officially certified to run with HVO (Hydrotreated Vegetable Oil). Therefore, all the DEUTZ-FAHR crawler tractors are ready to tackle the challenges of the agriculture of tomorrow, reducing CO<sub>2</sub> emissions and consequently increasing environmental sustainability.



## HIGHLIGHTS

- > 2000 bar Common Rail injection
- > Viscostatic fan and PowerCore air filter
- > Scheduled oil change intervals extended to 600 hours
- > Automatic hydraulic valve adjustment for minimised maintenance
- > Easy starting even in very cold condition
- > HVO certified



- > FARMotion 35 and 45 engines with power ratings from 75 to 116 HP with or without SCR.





> 2 engine speed memories as standard.



# // TRANSMISSION AND PTO


The best comes as standard.

To cater for a wide variety of applications, all DEUTZ-FAHR crawler tractors come as standard with a 4 speed mechanical main gearbox with 2 ranges, a synchronised reverse shuttle and the OverDrive, for a total of 16+16 speeds. As option, 5 K, 5 KM and 5 KF may be equipped with 12+12 gearbox which feature a creeper gear, allowing a minimum speed from 0.43 km/h with engine at maximum revs. Both the steering clutches and the wet disc brakes are hydraulically assisted and engaged progressively and independently for each individual track from a pair of ergonomic levers on the dashboard. Pulling either of these levers up to the half-way point operates the respective steering clutches only, while pulling beyond this point also operates the brakes.

The PTO comes as standard with an interchangeable output flange shaft and a proportionally engaged electrohydraulic clutch. To give these tractors the versatility to work effectively with any implement, the rear PTO is offered as standard with 540 rpm + 540ECO speed modes, while a 540 + 1000 rpm PTO is available as an option for 5 KM and the 5 K models.



> Easy engagement of rear PTO via pushbutton.



> Rear PTO with removable shaft.



# HIGHLIGHTS

- > 12+12 transmission with creeper or 16+16 with OverDrive
- > Synchronised mechanical shuttle
- > Transmission oil cooler as standard
- > Electrohydraulic PTO engagement
- > 540/540ECO as standard on all models
- > 540/1000 available as option on 5 KM and 5 K



> 16+16 speeds transmission with OverDrive as standard.




# // HYDRAULIC SYSTEM AND LIFTS

Modularity and performance to tackle any challenges.

The hydraulic system of 5 K, 5 KM and 5 KF has two separate circuits, each with its own individual pump. The main circuit, for the lift and auxiliary distributors, has a flow rate of 50 l/min, while the secondary system delivers an oil flow of 25 l/min to feed the steering clutches, brakes and PTO clutch, and for the forced lubrication system of the transmission.

The forced lubrication system is crucial for the reliability of the transmission when working on very steep gradients. To feed hydraulically powered implements, these tractors are equipped with 3 double acting distributors as standard. For increased capability, up to 5 distributors are available as an option, for a total of 10 couplers. On 5 KF and 5 KM models, two electric diverter valves are used to attain a 10-way rear distributor configuration. These two models always offer as standard the flow regulator and 2 mid-mounted ways duplicated from rear, to feed front implements such as trimmers or defolting machines.

The mechanical rear lift of 5 K, 5 KM and 5 KF has a maximum capacity of 3170 kg and offers an extreme reliability and precision in position and draft control. Cat. II three-point hitch is available in both fixed and automatic couplers versions.



## HIGHLIGHTS

- > 50+25 l/min hydraulic system
- > Up to 10 rear hydraulic ways
- > Flow regulator as standard (5 KM and 5 KF)
- > 2 mid-mounted hydraulic ways as standard (5 KM and 5 KF)
- > 3170 kg mechanical rear lift
- > Three-point hitch with fixed or automatic upper and lower links



- > Up to 10 rear hydraulic connections and 1 free return.






> 5 KF / 5 KM always offer 2 mid-mounted hydraulic connections.




> Oil flow can be easily adjusted through the dedicated knob conveniently located on the side consol.





# // OPEN FIE



Whether growing wheat, sunflowers or other open field crops, the 5 K and 5 KM models are your perfect companions.



# ELD





# // SERIES 5 K

## The real crawler power.

Series 5 K have been specifically designed for heavy duty works and hilly open field applications. For this reason, only the highest power rating is available for this Series: the 5115 K feature a maximum power of 116 HP and a maximum torque of 472 Nm. 5115 K is the only model in DEUTZ-FAHR crawlers range offering as standard a decelerator pedal which allows easy headlands turnings by reducing engine rpm once pushed by the driver. 5115 K tractors feature a six-roller undercarriage offering extraordinary stability and traction. The long wheelbase and the wide footprint granted by a track of 40 shoes 450 mm wide allow to uniformly distribute the weight to the ground ensuring the best pulling capabilities and the best flotation in any conditions. Traction performances can be further enhanced, increasing the weight of the tractor through a wide offer of ballast options: 300 kg undercarriage guards, 340 kg front ballast and other options are available from factory. Overall width of 1800 mm, together with the low centre-of-gravity ensures the high stability also in lateral slopes. Fully lubricated chains are available as option, reducing maintenance needs, noise, vibrations, wear and power losses.

Driving station of 5115 K represents something unique in the crawler tractors market. Flat floor platform is offered as standard ensuring highest levels of comfort for the driver. The new dashboard, with a new digital-analogic cluster always shows the right working parameter to the driver. An additional new feature is represented by the steering levers, which are now available with an innovative layout that reduces the steering effort up to 20%. The 4-post ROPS safety frame can be completed with a sun roof canopy and 4-working lights, which are available both as Halogen or LED. In addition to all of these features, pneumatically suspended driver seat is available as option. 5115 K tractors can be ordered ex-factory with a cab pre-disposition, including an air conditioning compressor, a larger alternator and heating system lines to allow professional installation of an aftermarket cab.

## HIGHLIGHTS

- > Steel track chains with 16.650 cm<sup>2</sup> contact area
- > Lubricated chains available as option, reducing wear, power losses, vibration and noise
- > 6-rollers undercarriage
- > Flat floor driving station with 4-post safety frame
- > Best in class fuel tank capacity (130 l) to ensure long lasting working days
- > Decelerating pedal allows easy headland turnings.



> Driving station with flat floor.







# // SERIES 5 KM - wide

Light footprint, strong traction.

When configured with wide shoes track (450 mm) and 4-post safety frame, the models of Series 5 KM are perfect for working in hilly open field terrains. While keeping the same footprint and the same track width of their 5115 K siblings, the 5105 KM and 5115 KM are slightly lighter, ensuring low soil compaction. The low pressure applied on the ground (less than 310 g/cm<sup>2</sup>) ensure outstanding flotation and minimum soil compaction. And thanks to the tunnel layout and the lower fuel tank positioning, the centre of gravity is even further reduced, making these models the optimal tractors for secondary tillage operations, such as harrowing or seeding in extreme hilly conditions.

The driving position of 5 KM answers to the all ergonomics requirements, having the main controls grouped on the right-hand side console. The fixed 4-post safety frame grants maximum safety and it can be upgraded with a practical sun roof canopy. Halogen or LED working lights are available as option, as well as a factory-fitted bigger alternator and A/C compressor to facilitate the installation of an aftermarket cab. Several choices of ballast options are available, from front weights to cast iron undercarriage guards.

## HIGHLIGHTS

- > Two models with 106 or 116 HP max. power
- > Driving station with central tunnel and 4-post safety frame
- > Lubricated chains available as option, reducing wear, power losses, vibration and noise
- > 1800 mm overall width
- > 1850 mm wheelbase
- > 6-rollers undercarriage




> Front and rear LED working lights.









# // ORCHAR VINEYAR

A complete choice of compact models to perfectly fit in every hilly rows.





# RD AND DS





# // SERIES 5 KM - narrow

## Sturdy structure and compact silhouette.

For those seeking a powerful yet compact 4-cylinder crawler for orchard use, the narrow version of the 5 KM models is the ideal choice. Available in two power ratings, it features an orchard-oriented configuration with a narrow track (400 mm) and a front foldable two-post safety frame. The low-profile side fuel tanks and central tunnel driving station contribute to the tractor's compact silhouette, enhancing the agility of the 5 KMs even in the most challenging hilly rows.

The design of the foldable two-post safety frame prevents collisions with orchard trees and can be folded down for maximum flexibility when needed. Additionally, the long wheelbase (1650 mm), combined with the six-roller undercarriage and 1750 mm overall width, ensures optimal stability under all conditions. The FARMotion 45 4-cylinder engines, available with 106 and 116 HP maximum power, consistently deliver top performance. Fully lubricated chains are available as an option, reducing maintenance needs, wear, noise, vibrations and power losses.

Similar to the open field version, the driving position of the 5 KM for orchard applications meets all ergonomic requirements, with the main controls grouped on the right-hand side console. For increased comfort, an aftermarket cab can be fitted. A larger alternator and A/C compressor can be ordered ex-factory to reduce installation effort. Several ballast options are available, including front weights and cast iron undercarriage guards.

## HIGHLIGHTS

- > Two models with 106 or 116 HP max. power
- > Driving station with central tunnel and 2-post foldable safety frame
- > Lubricated chains available as option, reducing wear, power losses, vibration and noise
- > 1750 mm overall width
- > 1850 mm wheelbase
- > 6-rollers undercarriage



> Low profile tractor silhouette.







# // SERIES 5 KF

The master of hilly rows.

Specifically designed for orchard and vineyards applications, the Series 5 KF is made up by three models, all featuring the powerful and compact FARMotion 35 engine. To better fit in all possible vineyards and orchards, 3 steel track sizes and 1 rubber track (ComfortTrack) option is available ex-works. 5 KF models are available with overall widths from 1360 to 1750 mm and a 5-rollers undercarriage, which keeps the tractor compact and agile. When fitted with ComfortTrack rubber tracks, 5 KFs have an overall width of 1540 mm. This innovative track system mixes the advantages of the standard steel crawlers such as excellent traction and a high footprint with the advantages of the wheels such as less turf damage when steering, less vibration transmitted to the driver and easy road transfers, eliminating the need to fit overshoes when driving on public street. The smaller models of Series 5 KF feature a compact EAT system which does not require any additional fluids and it is completely integrated in the silhouette of the tractor, while the 5090 KF and 5100 KF are Stage V-compliant via a complete after-treatment pack which features DOC, DPF and SCR. The driving position of 5 KF models have been designed keeping in mind the requirements of compact overall dimensions of the tractor and ergonomic controls for the driver. The result is a Silent-Block suspended platform with low-profile sides and a lateral console which groups all main controls. The steering levers which actuate the integrated steering clutches and brakes, can be operated with low effort.



## HIGHLIGHTS

- > Three models from 75 to 102 HP max. power
- > Driving station with central tunnel and 2-post foldable safety frame
- > Steel track chains in 3 widths or ComfortTrack rubber chains
- > 1360 mm - 1460 mm - 1540mm or 1750 mm overall width
- > Semi-lubricated chains available as standard
- > 1650 mm wheelbase




- > ComfortTrack rubber tracks reduce vibrations and turf damage while keeping all the advantages of standard tracks.

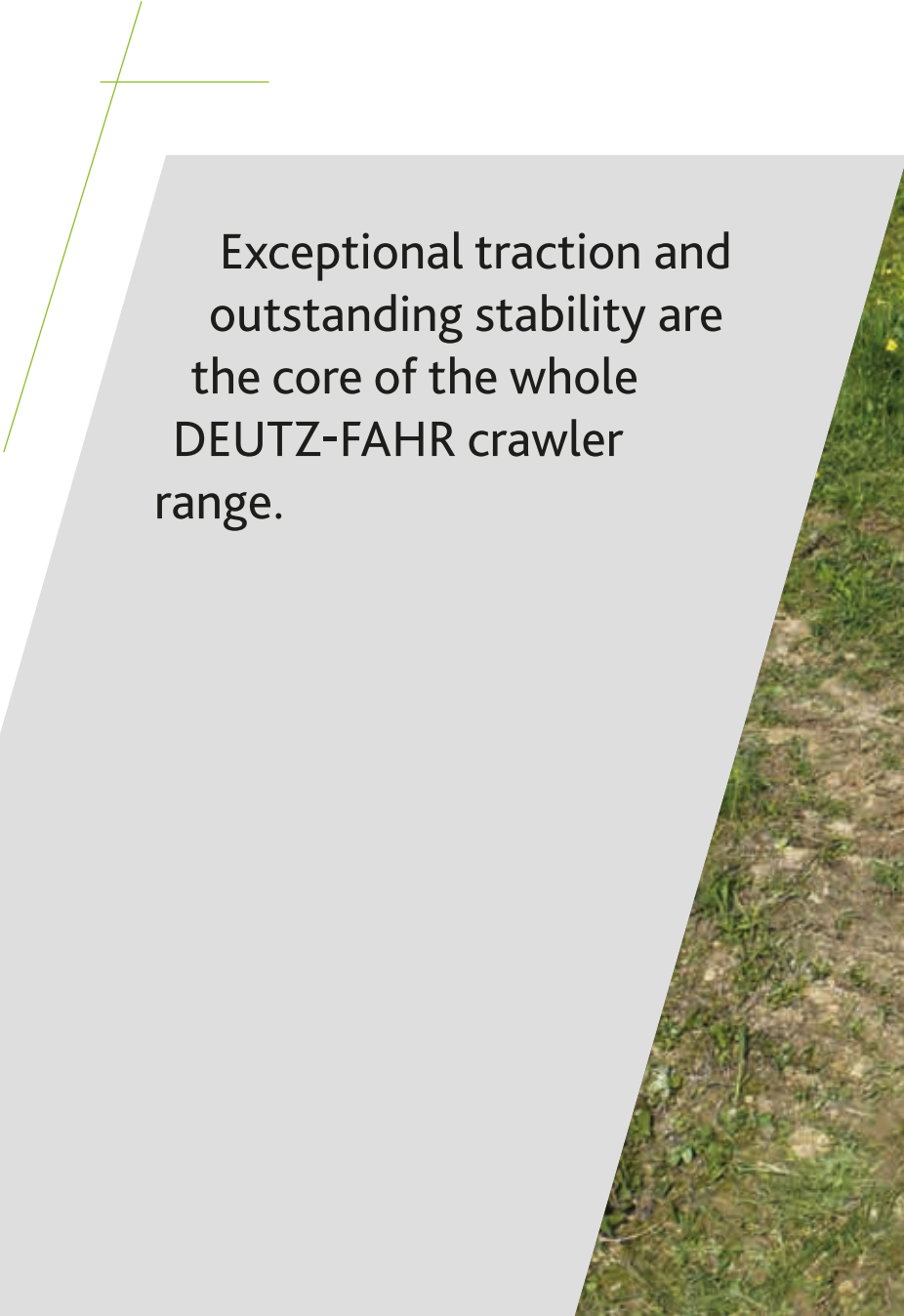








# // SUPERIO



Exceptional traction and outstanding stability are the core of the whole DEUTZ-FAHR crawler range.



# R GRIP






TECHNICAL DATA		SERIES 5 K	
		5115 K	
<b>ENGINE</b>			
Model			FARMotion 45
Emission level			Stage V
Cylinders/Displacement	n°/cc		4/3849
Bore/Stroke	mm		103/115.5
Turbo Intercooler			●
Common Rail injection	bar		2000
Max. power (ECE R120)	kW/HP		85/116
Power at rated engine speed (ECE R120)	kW/HP		80.6/110
Max. torque	Nm		472
Engine speed at maximum torque	rpm		1400
Electronic engine control			●
PowerCore air filter			●
Fuel tank capacity	l		130
AdBlue tank capacity	l		11
EAT	System		DOC+DPF+SCR
<b>TRANSMISSION</b>			
SDF transmission			CT4150
Gearbox			4 gears x 2 ranges x OverDrive or 4 gears x 3 ranges
Shuttle	Type		Mechanical
N°of speeds (OverDrive)	n°		16+16
N°of speeds (creeper)	n°		12+12
<b>PTO</b>			
Electrohydraulic engagement			●
540/540ECO			●
540/1000			○
<b>LIFT</b>			
Mechanical rear lift			●
Rear lift capacity	kg		3170
<b>HYDRAULICS</b>			
Pump flow	l/min		50+25
Rear spool valves (STD)	n°		3
Rear spool valves (OPT)	n°		5
<b>BRAKES AND STEERING</b>			
Multi-plate wet lateral steering clutches			●
Wet band steering brakes			●
Pedal operated service brake			●
<b>TRACKS</b>			
Number of rollers	n°		6
Manual chain tightener			●
Track type			Steel
Number of shoes	n°		40
Shoe width	mm		450
Dry chains			●
Lubricated chains			○
<b>DRIVING STATION</b>			
Flat floor platform suspended on Silent-Block			●
4-post safety frame			●
Sun roof canopy			○
Driving seat with mechanical suspension			●
Driving seat with pneumatic suspension			○
2+2 Halogen working lights on roof			○
2+2 LED working lights on roof			○
Aftermarket cab prearrangement			○

● = standard ○ = option -- = not available






TECHNICAL DATA	SERIES 5 K	
	5115 K	
DIMENSIONS AND WEIGHTS - WITH STEEL TRACKS		
Shoe width	mm	450
Wheelbase (A)	mm	1850
Max. length (B)	mm	3550
Total height (C)	mm	2320
Width (D)	mm	1800
Unladen weight	kg	5350



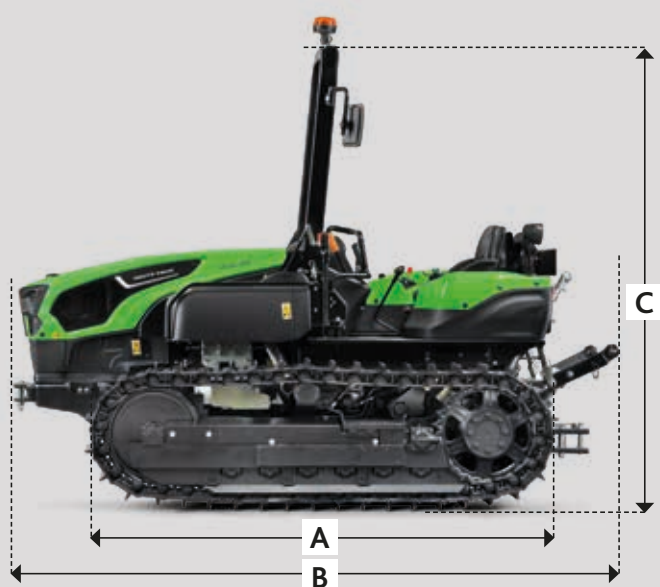
TECHNICAL DATA		SERIES 5 KM	
		5105 KM	5115 KM
<b>ENGINE</b>			
Model		FARMotion 45	
Emission level		Stage V	
Cylinders/Displacement	n°/cc	4/3849	
Bore/Stroke	mm	103/115.5	
Turbo Intercooler		●	
Common Rail injection	bar	2000	
Max. power (ECE R120)	kW/HP	78/106	85/116
Power at rated engine speed (ECE R120)	kW/HP	74/101	80.6/110
Max. torque	Nm	433	472
Engine speed at maximum torque	rpm	1400	
Electronic engine control		●	
PowerCore air filter		●	
Fuel tank capacity	l	95	
AdBlue tank capacity	l	11	
EAT	System	DOC+DPF+SCR	
<b>TRANSMISSION</b>			
SDF transmission		CT4150	
Gearbox		4 gears x 2 ranges x OverDrive or 4 gears x 3 ranges	
Shuttle	Type	Mechanical	
N° of speeds (OverDrive)	n°	16+16	
N° of speeds (creeper)	n°	12+12	
<b>PTO</b>			
Electrohydraulic engagement		●	
540/540ECO		●	
540/1000		○	
<b>LIFT</b>			
Mechanical rear lift		●	
Rear lift capacity	kg	3170	
<b>HYDRAULICS</b>			
Pump flow	l/min	50+25	
Rear spool valves (STD)	n°	3	
Rear spool valves (OPT)	n°	3+2 diverters (10 rear ways)	
Mid mounted hydraulic ways	n° of ways	2	
<b>BRAKES AND STEERING</b>			
Multi-plate wet lateral steering clutches		●	
Wet band steering brakes		●	
Pedal operated service brake		●	
<b>TRACKS</b>			
Number of rollers	n°	6	
Manual chain tightener		●	
Track type		Steel	
Number of shoes	n°	40	
Shoe width	mm	400 or 450	
Dry chains		●	
Lubricated chains		○	
<b>DRIVING STATION</b>			
Platform suspended on Silent-Block		●	
2-post foldable safety frame		●	
4-post safety frame		○	
Sun roof canopy		○	
Driving seat with mechanical suspension		●	
2+2 Halogen working lights on roof		○	
2+2 LED working lights on roof		○	
Aftermarket cab prearrangement		○	

● = standard ○ = option – = not available





TECHNICAL DATA		SERIES 5 KM - wide	
		5105 KM	5115 KM
DIMENSIONS AND WEIGHTS - WITH STEEL TRACKS			
Shoe width	mm	450	
Wheelbase (A)	mm	1850	
Max. length (B)	mm	3550	
Total height (C)	mm	2320	
Width (D)	mm	1800	
Unladen weight	kg	5225	



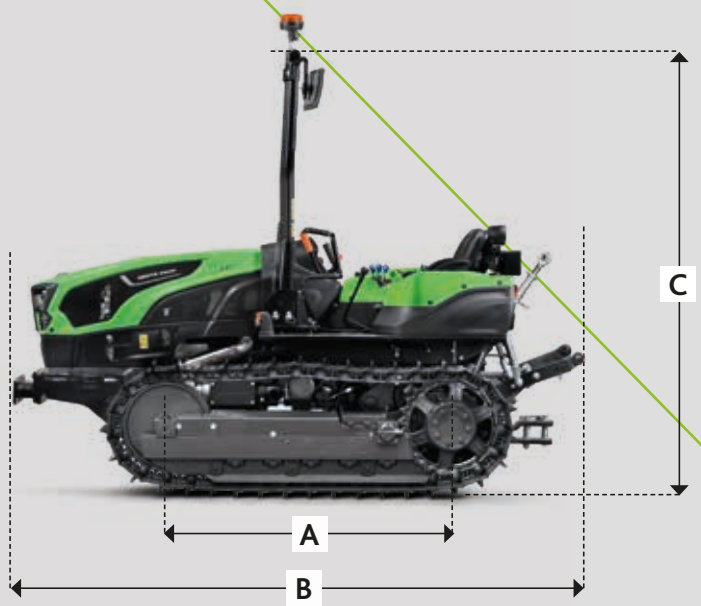
TECHNICAL DATA		SERIES 5 KM - narrow	
		5105 KM	5115 KM
DIMENSIONS AND WEIGHTS - WITH STEEL TRACKS			
Shoe width	mm	400	
Wheelbase (A)	mm	1850	
Max. length (B)	mm	3550	
Total height (C)	mm	2600	
Width (D)	mm	1750	
Unladen weight	kg	5000	



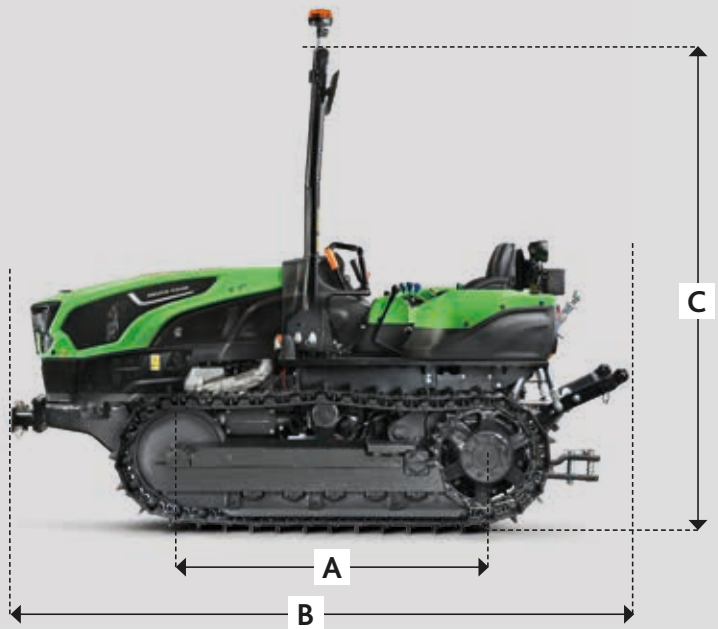
TECHNICAL DATA	SERIES 5 KF			
	5 KF	5090 KF	5100 KF	
<b>ENGINE</b>				
Model		FARMotion 35		
Emission level		Stage V		
Cylinders/Displacement	n°/cc	3/2887		
Bore/Stroke	mm	103/115.5		
Turbo Intercooler		●		
Common Rail injection	bar	2000		
Max. power (ECE R120)	kW/HP	55.8/76	67/91	75/102
Power at rated engine speed (ECE R120)	kW/HP	55.2/75	63.5/86	71.1/97
Max. torque	Nm	341	372	417
Engine speed at maximum torque	rpm	1500	1400	
Electronic engine control		●		
PowerCore air filter		●		
Fuel tank capacity	l	95		
AdBlue tank capacity	l	-	11	
EAT	System	DOC+DPF	DOC+DPF+SCR	
<b>TRANSMISSION</b>				
SDF transmission		CT4130		
Gearbox		4 gears x 2 ranges x OverDrive or 4 gears x 3 ranges		
Shuttle	Type	Mechanical		
N° of speeds (OverDrive)	n°	16+16		
N° of speeds (creeper)	n°	12+12		
<b>PTO</b>				
Electrohydraulic engagement		●		
540/540ECO		●		
<b>LIFT</b>				
Mechanical rear lift		●		
Rear lift capacity	kg	3170		
<b>HYDRAULICS</b>				
Pump flow	l/min	50+25		
Rear spool valves (STD)	n°	3		
Rear spool valves (OPT)	n°	3+2 diverters (10 rear ways)		
Mid mounted hydraulic ways	n° of ways	2		
<b>BRAKES AND STEERING</b>				
Multi-plate wet lateral steering clutches		●		
Wet band steering brakes		●		
Pedal operated service brake		●		
<b>TRACKS</b>				
Number of rollers	n°	5		
Manual chain tightener		●		
Track type		Steel		
Number of shoes	n°	37		
Shoe width	mm	310 or 360 or 400		
Semi-lubricated chains		●		
Track type		ComfortTrack (rubber)		
Belt width	mm	400		
<b>DRIVING STATION</b>				
Platform suspended on Silent-Block		●		
2-post foldable safety frame		●		
Driving seat with mechanical suspension		●		
Aftermarket cab prearrangement		○		

● = standard ○ = option - = not available



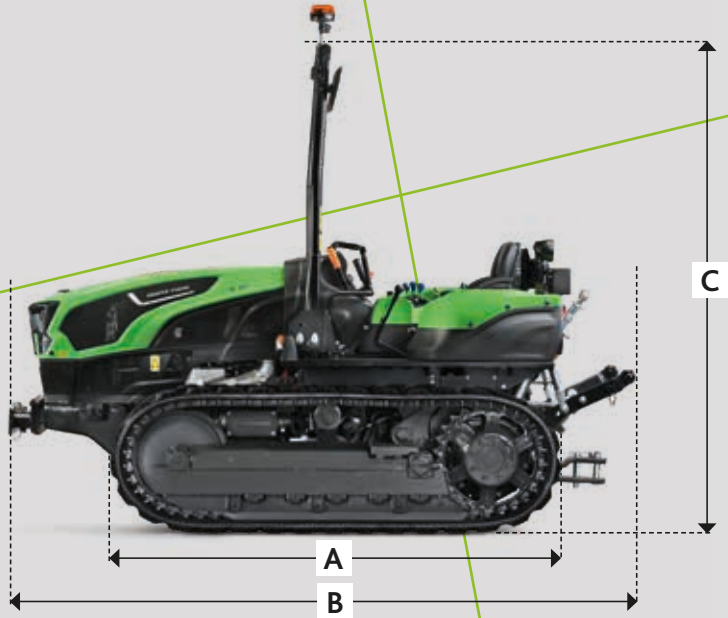


TECHNICAL DATA		SERIES 5 KF		
		5 KF	5090 KF	5100 KF
DIMENSIONS AND WEIGHTS OF L-EQUIPMENT WITH STEEL TRACKS*				
Shoe width	mm	400		
Wheelbase (A)	mm	1650		
Max. length (B)	mm	3420		
Total height (C)	mm	2600		
Width (D)	mm	1750		
Unladen weight	kg	4600		

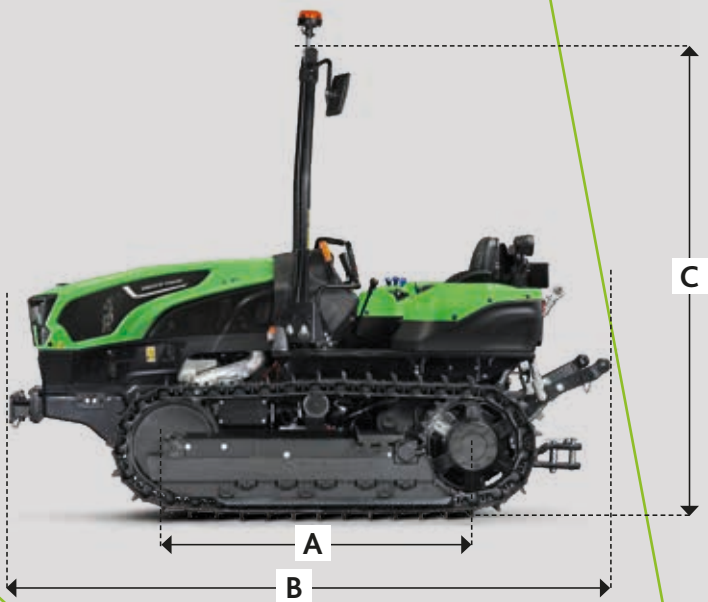


TECHNICAL DATA		SERIES 5 KF		
		5 KF	5090 KF	5100 KF
DIMENSIONS AND WEIGHTS OF N-EQUIPMENT WITH STEEL TRACKS*				
Shoe width	mm	360		
Wheelbase (A)	mm	1650		
Max. length (B)	mm	3420		
Total height (C)	mm	2600		
Width (D)	mm	1460		
Unladen weight	kg	4400		





TECHNICAL DATA		SERIES 5 KF		
		5 KF	5090 KF	5100 KF
DIMENSIONS AND WEIGHTS OF N-EQUIPMENT WITH COMFORTTRACK RUBBER TRACKS*				
Belt width	mm		400	
Wheelbase (A)	mm		1663	
Max. length (B)	mm		3420	
Total height (C)	mm		2600	
Width (D)	mm		1540	
Unladen weight	kg		4300	



TECHNICAL DATA		SERIES 5 KF		
		5 KF	5090 KF	5100 KF
DIMENSIONS AND WEIGHTS OF C-EQUIPMENT WITH STEEL TRACKS*				
Shoe width	mm		310	
Wheelbase (A)	mm		1650	
Max. length (B)	mm		3420	
Total height (C)	mm		2600	
Width (D)	mm		1360	
Unladen weight	kg		4350	

\* All pictures displayed for the Series 5 KF refer to the 75 HP version








Marketing-Communication Service – Code 308.8925.3.4.0 - 06/24

To discover more please contact your dealer or visit [deutz-fahr.com](http://deutz-fahr.com)



Follow us on   

DEUTZ-FAHR is a brand of  SDF

